

TORAH SCHOOL OF GREATER WASHINGTON

ALLERGY INFORMATION FORM 2019-2020

STUDENT NAME: _____

DATE OF BIRTH: _____

1. To what is your child allergic?

2. Is this allergy severe/potentially anaphylactic?

3. What reaction does your child have?

_____ Immediate _____ Delayed _____ Local _____ Generalized

Please describe: _____

4. Has this condition been diagnosed by a physician? _____ Yes _____ No

5. Has hospital emergency room care ever been required? _____ Yes _____ No

6. Will medication need to be given at school in case of exposure/reaction? _____ Yes _____ No (If yes, this form must be accompanied by the Medication Administration Authorization Form, which must be completed by you *and* your physician.)

7. What food labels does your child avoid?

_____ "Contains" the allergen

_____ "May contain" the allergen

_____ "Made on equipment" used to process the allergen

_____ "Made in a facility" that processes the allergen

Other: _____

8. Is there any other information the school should know about?

For students with Epipens and/or other medication, please send in the following:

- The attached FARE Food Allergy and Anaphylaxis Emergency Care Plan signed by *both* parent and physician
- The Medication Administration Authorization Form signed by *both* parent and physician
- One Epipen/Epinephrine Auto-injector Kit (which includes two Epipens/Auto-injectors) and or other prescribed medication
 - Prescription and over-the-counter medication must be in its original container
 - An adult must bring the medication to school and pick up the medication at the end of the school year
- Optional: a recent photograph of your child used to familiarize staff with the student and as a reference for any changes in appearance in case of a reaction

If you have any questions, please contact the School Nurse, Mrs. Esther Jacob, ejacob@tsgw.org. Thank you.

**PLACE
PICTURE
HERE**

Name: _____ D.O.B.: _____

Allergy to: _____

Weight: _____ lbs. Asthma: **Yes (higher risk for a severe reaction)** **No**

NOTE: Do not depend on antihistamines or inhalers (bronchodilators) to treat a severe reaction. USE EPINEPHRINE.

Extremely reactive to the following allergens: _____

THEREFORE:

- If checked, give epinephrine immediately if the allergen was **LIKELY** eaten, for **ANY** symptoms.
- If checked, give epinephrine immediately if the allergen was **DEFINITELY** eaten, even if no symptoms are apparent.

FOR ANY OF THE FOLLOWING:
SEVERE SYMPTOMS



LUNG

Shortness of breath, wheezing, repetitive cough



HEART

Pale or bluish skin, faintness, weak pulse, dizziness



THROAT

Tight or hoarse throat, trouble breathing or swallowing



MOUTH

Significant swelling of the tongue or lips



SKIN

Many hives over body, widespread redness



GUT

Repetitive vomiting, severe diarrhea



OTHER

Feeling something bad is about to happen, anxiety, confusion

**OR A
COMBINATION**
of symptoms
from different
body areas.



1. **INJECT EPINEPHRINE IMMEDIATELY.**
2. **Call 911.** Tell emergency dispatcher the person is having anaphylaxis and may need epinephrine when emergency responders arrive.
 - Consider giving additional medications following epinephrine:
 - » Antihistamine
 - » Inhaler (bronchodilator) if wheezing
 - Lay the person flat, raise legs and keep warm. If breathing is difficult or they are vomiting, let them sit up or lie on their side.
 - If symptoms do not improve, or symptoms return, more doses of epinephrine can be given about 5 minutes or more after the last dose.
 - Alert emergency contacts.
 - Transport patient to ER, even if symptoms resolve. Patient should remain in ER for at least 4 hours because symptoms may return.

MILD SYMPTOMS



NOSE

Itchy or runny nose, sneezing



MOUTH

Itchy mouth



SKIN

A few hives, mild itch



GUT

Mild nausea or discomfort

FOR MILD SYMPTOMS FROM MORE THAN ONE SYSTEM AREA, GIVE EPINEPHRINE.

FOR MILD SYMPTOMS FROM A SINGLE SYSTEM AREA, FOLLOW THE DIRECTIONS BELOW:

1. Antihistamines may be given, if ordered by a healthcare provider.
2. Stay with the person; alert emergency contacts.
3. Watch closely for changes. If symptoms worsen, give epinephrine.

MEDICATIONS/DOSES

Epinephrine Brand or Generic: _____

Epinephrine Dose: 0.1 mg IM 0.15 mg IM 0.3 mg IM

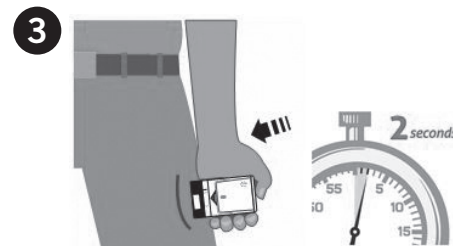
Antihistamine Brand or Generic: _____

Antihistamine Dose: _____

Other (e.g., inhaler-bronchodilator if wheezing): _____

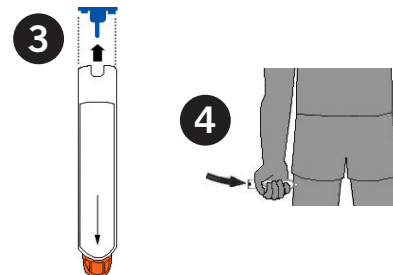
HOW TO USE AUVI-Q® (EPINEPRHINE INJECTION, USP), KALEO

1. Remove Auvi-Q from the outer case.
2. Pull off red safety guard.
3. Place black end of Auvi-Q against the middle of the outer thigh.
4. Press firmly until you hear a click and hiss sound, and hold in place for 2 seconds.
5. Call 911 and get emergency medical help right away.



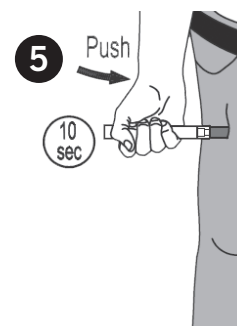
HOW TO USE EPIPEN® AND EPIPEN JR® (EPINEPHRINE) AUTO-INJECTOR AND EPINEPHRINE INJECTION (AUTHORIZED GENERIC OF EPIPEN®), USP AUTO-INJECTOR, MYLAN AUTO-INJECTOR, MYLAN

1. Remove the EpiPen® or EpiPen Jr® Auto-Injector from the clear carrier tube.
2. Grasp the auto-injector in your fist with the orange tip (needle end) pointing downward.
3. With your other hand, remove the blue safety release by pulling straight up.
4. Swing and push the auto-injector firmly into the middle of the outer thigh until it 'clicks'.
5. Hold firmly in place for 3 seconds (count slowly 1, 2, 3).
6. Remove and massage the injection area for 10 seconds.
7. Call 911 and get emergency medical help right away.



HOW TO USE IMPAX EPINEPHRINE INJECTION (AUTHORIZED GENERIC OF ADRENALICK®), USP AUTO-INJECTOR, IMPAX LABORATORIES

1. Remove epinephrine auto-injector from its protective carrying case.
2. Pull off both blue end caps: you will now see a red tip.
3. Grasp the auto-injector in your fist with the red tip pointing downward.
4. Put the red tip against the middle of the outer thigh at a 90-degree angle, perpendicular to the thigh.
5. Press down hard and hold firmly against the thigh for approximately 10 seconds.
6. Remove and massage the area for 10 seconds.
7. Call 911 and get emergency medical help right away.



ADMINISTRATION AND SAFETY INFORMATION FOR ALL AUTO-INJECTORS:

1. Do not put your thumb, fingers or hand over the tip of the auto-injector or inject into any body part other than mid-outer thigh. In case of accidental injection, go immediately to the nearest emergency room.
2. If administering to a young child, hold their leg firmly in place before and during injection to prevent injuries.
3. Epinephrine can be injected through clothing if needed.
4. Call 911 immediately after injection.

OTHER DIRECTIONS/INFORMATION (may self-carry epinephrine, may self-administer epinephrine, etc.):

Treat the person before calling emergency contacts. The first signs of a reaction can be mild, but symptoms can worsen quickly.

EMERGENCY CONTACTS — CALL 911

RESCUE SQUAD: _____

DOCTOR: _____ PHONE: _____

PARENT/GUARDIAN: _____ PHONE: _____

OTHER EMERGENCY CONTACTS

NAME/RELATIONSHIP: _____

PHONE: _____

NAME/RELATIONSHIP: _____

PHONE: _____